

Changing the Daher Side Support hardware from right to left or left to right



D-SSA-SH1

D-SSA-SH2

D-SSA-SH3


STEP 1

Remove 1" clamp




STEP 2

Remove the side support bar
from the shaft



STEP 3

Flip the side support bar over




STEP 4

Place the side support
bar onto the shaft



Make sure the back of the side support bar **DOES NOT**
stick above the shaft



STEP 5

Add 1" clamp

